


Graph it!

1. Survey the other students in class with the following question.

What is your favorite fish: tuna, salmon, or mackerel?

Tuna (Maguro)	Salmon (Shake)	Mackerel (Saba)

2. Use the information you gathered to make a graph.



3. Present your graph to the class.

1. Tell us what your survey was about.
2. Tell us which fish does the class likes the most.
3. Tell us which fish does the class likes the least.

Graph it!

1. Survey the other students in class with the following question.

What is your favorite foreign food: Italian, Indian, or Korean?

Italian	Indian	Korean

2. Use the information you gathered to make a graph.



3. Present your graph to the class.

1. Tell us what your survey was about.
2. Tell us which type of foreign food does the class likes the most.
3. Tell us which type of foreign food does the class likes the least.


Graph it!

1. Survey the other students in class with the following question.

What is your favorite pet: cats, dogs, or fish?

Cat	Dog	Fish

2. Use the information you gathered to make a graph.



3. Present your graph to the class.

1. Tell us what your survey was about.
2. Tell us which pet does the class like the most.
3. Tell us which pet does the class like the least.


Graph it!

1. Survey the other students in class with the following question.

What is your favorite convenience store: Lawson, Family Mart, or 7-11?

Lawson	Family Mart	7-11

2. Use the information you gathered to make a graph.



3. Present your graph to the class.

1. Tell us what your survey was about.
2. Tell us which convenience store does the class likes the most.
3. Tell us which convenience store does the class likes the least.


Graph it!

1. Survey the other students in class with the following question.

What is your favorite fruit: apples, bananas, or oranges?

Apple	Banana	Orange

2. Use the information you gathered to make a graph.



3. Present your graph to the class.

1. Tell us what your survey was about.
2. Tell us which fruit does the class likes the most.
3. Tell us which fruit does the class likes the least.

Graph it!

1. Survey the other students in class with the following question.

What is your favorite time of day: morning, afternoon, or evening?

Morning	Afternoon	Evening

2. Use the information you gathered to make a graph.



3. Present your graph to the class.

1. Tell us what your survey was about.
2. Tell us which time of day does the class like the most.
3. Tell us which time of day does the class like the least.